
FSL
佛山照明



			2022	
	1,361,994,647			A
1300	1,348,994,647		10	
1	0			

.....	2
.....	
.....	11
.....	39
.....	557
.....	8
.....	9
.....	104
.....	104
.....	1010

--	--



	2019		2020		2021
	Actual	Budget	Actual	Budget	
Total					

[REDACTED]

			.59%
			3. 2%
			2.51%



--	--	--	--	--

		1,717	11.82%
		13.27%	1. 2%
		929	7.53%
		113	-7.08%
		14	28.57%

		1	20.73%
		788	0.3%
		32	22.15%
		297	19.53%

--	--



2022 2

21.32%

21.48%

2022

2021 7

53.79%

2016 10 21

51%

2018 6 19

2005 79

2005 8 23

70%

2016

8 23


30%

100





--	--	--	--	--	--	--	--



--	--	--	--

2021 1 1


4.59





--	--	--	--	--	--	--















--	--	--	--	--	--	--

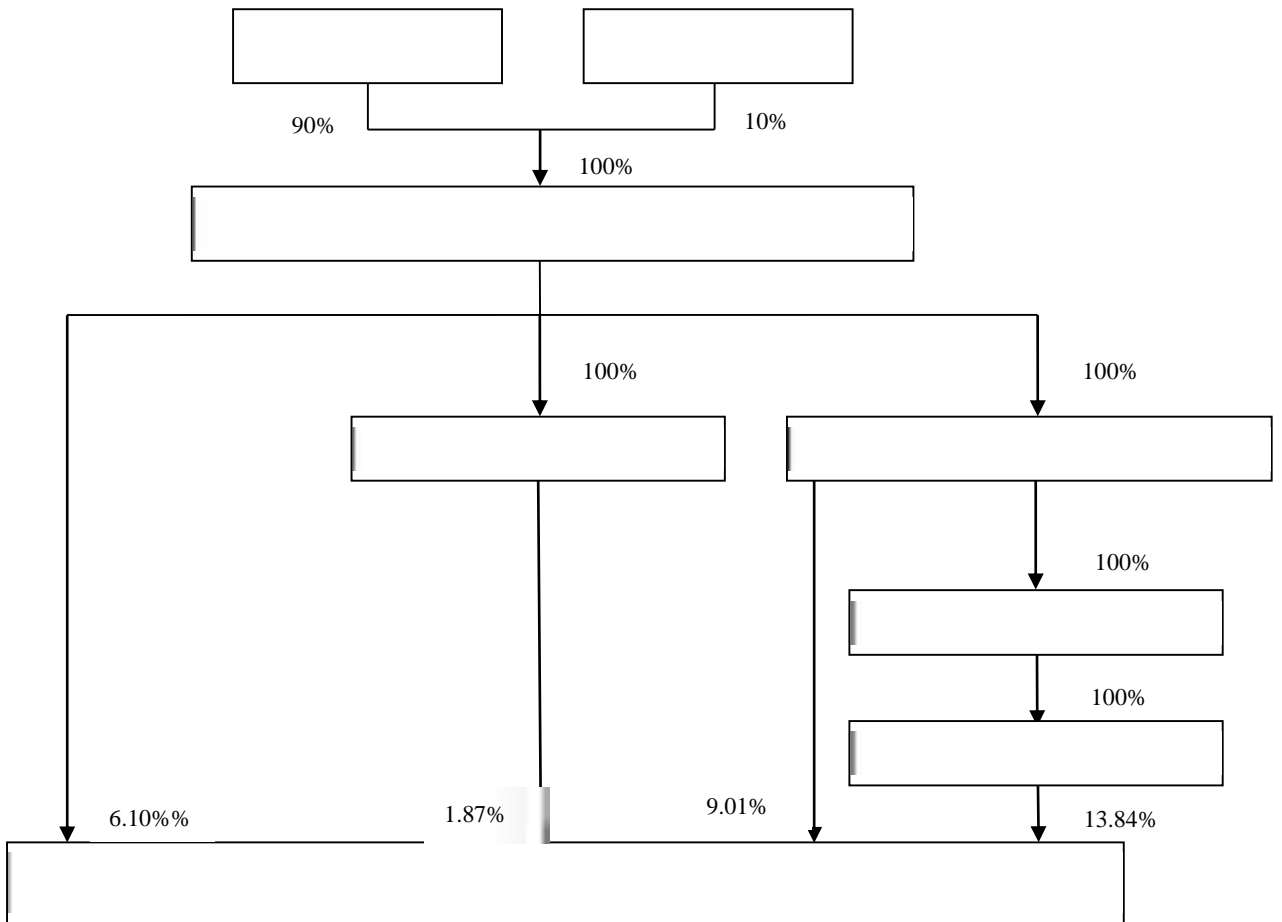


2022 12 31
2 3
20,110. 4 ,510. 4



			2,0 00							241. 35						

			8,995				







61.
8,494,775,305.34

2022
96.97%

8,759,965,275.96

2022 12 31
123,482,923.86

2,044,253,865.62

()

1

2

3

4

5

2022 2 28


21.48%

4.06

1

2

6



1992 63

1992 10 20 1993 10 1993 33

A 1,930 1993 11 23 1995 7

23 5,000 B 1996 8 26

466 2000 12 11

[2000]175 A 5,500 2006 2007 2008

2014 2017

RMB1,399,346,154.00

91440000190352575W

64

2023

FSL

LIGHTING GMBH

13

11

2022

2022 12 31

1 1 12 31

12

1.

2.

1.

2.

3.

4.

5.

1.

2.

3.

2

1.

()

2.



1.

1

2

2.

3.

4.

1

2

12

1.

12

12

2.

2

14

1

1

2%

3

1

2

3

1	1	2-3%
1-2		10%
2-3		30%
3-4		50%
4-5		80%
5		100%

1

1

2%

12

12

1.

2.

3.

4.

5.

)

(

1.

12

7

2.

22

3.

20%

50%

20%

1.

2.

1

1

2

3

2

1

17 -

2

3

4

1

2

3

4

5

7 -

12 -

16 -

20 -

1

2

3

3.

1 2020

2007

2020 1 1 15%

2				2019	12	2021	12		2007
2019	1	1				2021	1	1	15%
3									[2015]
1			2015	1	1				15%
4						2019	1	1	
			15%						
5	2022	12	19				2022		
						GR202245001221		2022	2024
									15%
6	2021	11	30						
				2021	237				
GR202145001045				2021		2023			15%
7			2008	12	16			GR200844000097	2020
						GR202044006337		2020	12
			2020-2022						9
									15%
8								2015	10
								10	
				GR201544001238		2021			
GR202144008779			2021	12	20		2021-2023		15%
9			2022						
								GR202244003711	2007
									2022
1	1								15%
10	2022	12	14					2016	32
						2016	195		
									15%
11						2021	12	31	
GR202144008851						2022-2024			15%

		9,083,410.92	19.95%	1
		2,540,646.17	5.58%	2-3
		2,281,714.08	5.01%	1
		2,092,681.22	4.60%	1
		1,981,680.20	4.35%	1
		17,980,132.59	39.49%	

--	--	--

2014

405,620,123.64

2022

9.52%-11.14%

2%-15.31%

30%

1,000

2022 12 31

4,679,000.00

A		
B		

C		
D		
E		
F		
G		
H		

	181,785,253.31	1,297,265,600.67	1,310,115,734.49	168,935,119.49
	670,312.10	103,889,334.63	100,669,575.22	3,890,071.51
		2,621,830.38	2,412,869.20	208,961.18
	182,455,565.41	1,403,776,765.68	1,413,198,178.91	173,034,152.18

	178,777,798.91	1,136,389,060.85	1,150,510,888.93	164,655,970.83


	793,469.95	63,353,308.12	63,479,853.04	666,925.03
	477,866.35	51,145,609.34	50,255,777.12	1,367,698.57
	409,349.38	48,655,317.26	47,864,025.86	1,200,640.78
	68,516.97	2,490,292.08	2,391,751.26	167,057.79
	242,880.71	34,068,543.35	33,852,467.68	458,956.38
	1,493,237.39	12,309,079.01	12,016,747.72	1,785,568.68
	181,785,253.31	1,297,265,600.67	1,310,115,734.49	168,935,119.49

	435,529.62	97,346,651.90	94,124,158.60	3,658,022.92
	14,782.48	1,983,229.54	1,866,368.03	131,643.99
	220,000.00	4,559,453.19	4,679,048.59	100,404.60
	670,312.10	103,889,334.63	100,669,516.08	£

	2,015,7 7.71	1,915,052.3
	1,817,585.50	545,215.31
	1,475,258.57	7,507,4 7.30

--	--	--

--	--	--	--	--	--	--	--



/						
	13,169,196.00	0.94%		2,415,538.00	10,753,658.00	0.79%
	1,386,176,958.00	99.06%		34,935,969.00	1,351,240,989.00	99.21%
	1,399,346,154.00	100.00%		37,351,507.00		



--	--	--

	10 ,922,141.99	102,84 ,488.55
	509, 93,013.98	438,529,743.34
	7,125,482.81	7,338,71 .52
	12,154,705.29	14,504,737.18
	79,115,5 5.08	57,320,573. 4
	-9 8,273.19	-77,714,217.87
	9,285,315.4	-251,1 5.05
	9,518,428.58	-4,495,539.89
	22,311,20 .70	12,729,250.18
	-10, 33,954.02	-33,313,980.81
	- ,125,417. 7	1 ,357,779.25
	-77,703,091.99	8,757,301.94
	- 2, ,433.29	-41,037,550.29
	434,804,727.8	-492, 03,920.1
	-318,788,452. 2	-75,245,835.03
	1,0 4,888,320. 9	433,473,948.34
2		
3		
	1,945,971,307.2	1,940,209,052.92

	1,940,209,052.92	1,3 9,319,225.08
	5,7 2,254.34	570,889,827.84

2021 10 27 2021 12 31



12

1

2022

12 31



()

,

1

2



	982,355.46	1,302,654.16
	7,936,351.27	10,793,083.07
	12,679,761.95	16,659,877.86

8.1

2021 10

100%

79,753,050

917,980,229.67

52,051,945

599,117,886.95

11.51 /

2022

100%

8.2

8.3

-		3,774,18 .39		1,514,111.47	

		2,805,991.79	5 ,119.84	4, 15, 75.0	
		2,754,557.10	82, 3 .71	7,53 ,111.98	22 ,083.3
		2,049,187.54	2 ,394.38	5,752,518.74	172,575.5
		703,25 .00	103,815.51	70,784.00	4 ,301.49
		9,790.40	,979.04	9,790.40	20,093.71
		582,275. 0	11, 45.51	93,811.81	4, 90.59
		54 , 2 .00	1 ,398.78	2, 21,178.80	78, 35.3
		457,703.9	45,770.40	,455,385.93	193, 1.58

		52,101,81 .43	
		449,283.50	798,49 . 0
		129,250, 43.4	1 3,292,707.38
		3,038,287.38	2,417,521.87
		773,4 0.05	1,337,304.32
		73 ,000.00	
		99,115.04	178,185.14
		4,375.00	
		4 ,520.40	118,352.30
		14,010.00	
			12,370,475.74
			3,825,018.07
			5 7,218.00
		120,352,181.20	120,352,181.20
		3,21 ,344.40	1,72 ,2 4.40
		2,359,738.14	298,300. 4
		1,037,278.57	1,008,558.2
		84 ,938.10	
			391,025.00
			202,103.81
	()	59,428.00	59,428.00
			3,233.00
			2,303. 0
		314,445,419. 7	308,948, 77.33

1

2015 12 4

2

1

2

2021 11 4

1

1

2

2

3

2021 10 27

2

2015 12 4

2

1

2

3

2021 11 4

1

2

3

2021 10 27

3

2015 12 4

2

2021 11 4

4

1

2

3

2021 10 27

5

1

2

3

2021 9 28

2021 10 27

1

2

3

4

2021 10 27

2021 10 27

1

2021 10 27

11

1

20190 280001-1

20190 280001-2

4

2019

28

2022

27

39,87 ,500

2

3

10

2021 10 27

12

1

2

3

3

2021 10 27

((1

2009 5 27

22

3

2022 4

1,987,021.16

2022

0604

20844

2022 11 2

1

1,881,849.00

2

3

2023 06

1205

2023 3 27

152,339.88

4

2022 8

2,427,830.95

2022

0604

32528

2023 2 21

184,212.00

5

436.13

200

436.13

2022 5 7

2022

5 27

202

2022 6 15

2022 7 13

2022 9 1

9

2022 12 30

6

1

77,932.00

405,461.00

25,337.10

26,000.00 2

34,822.00

2019 12 30 2024 12 30

2 2020 5 18

IFELC20DE24MZT-L-01

2,600

2,400

200

30

/

WYZH2021012600174 WYZH2021042100164

WYZH2021042100146

1,000

2021 1 26

2022 01 26

2,000

2021 4 21

2022 4 21

2,000

2021 4

22 2022 04 22

15,000

2019 12

30 2024 12 30

4 2020 6 21

IFELC20DE2XZXM-L-01

3,990

3,599

400

30

28

104

/

() 2023 A

2023 3 14

2023

A

35

A

30% 408,598,394 ()

109,455.18 ()

()

()

()

A

5%

1,300.00

0.95%

2022 1

		LED		
	5,240,011,434.90	3,579,885,727.44	-59,931,886.38	8,759,965,275.96
	4,139,363,944.10	3,145,045,565.85	-60,438,008.42	7,223,971,501.53
	2,467,060.07	1,309,748.51	-1,309,748.51	2,467,060.07
	-17,343,728.93	2,003,200.53	-64,235.21	-15,404,763.61
	-45,335,149.00	-46,182,229.38		-91,517,378.38
	232,221,176.22	375,867,590.94		608,088,767.16
	257,921,463.39	130,307,220.67	-6,511,000.31	381,717,683.75
	21,687,405.69	9,039,564.19	147,358.15	30,874,328.03
	236,234,057.70	121,267,656.48	-6,658,358.46	350,843,355.72
	9,573,672,136.23	6,579,901,330.87	-866,512,347.40	15,287,061,119.70
	3,897,838,225.60	2,826,270,746.00	-37,394,683.51	6,686,714,288.09

60%

60%

2022 8 29

2022

A				





--	--	--	--	--

--	--	--

	4.13%		
	4.12%		